

Scaled data based on original data using
LM-79-08 Approved Method: Electrical and Photometric Measurements of Solid-
State Lighting Products

Test Report Prepared for
Cooper Lighting Solutions
(formerly Eaton)

Brand: McGRAW-EDISON

Report Number: P200375

Luminaire Tested: **GWC-AF-01-LED-E1-T4W-7050**

Issue Date: 3/3/2020

Test Information

Test Method: LM-79-08
Report Number: P200375
TEST IS SCALED FROM IESNA LM-79-08 TEST DATA (P24147)
Test Lab: INNOVATION CENTER P2
Issue Date: 3/3/2020
Manufacturer: COOPER LIGHTING SOLUTIONS (FORMERLY EATON)
Product Line: MCGRAW-EDISON
Catalog Number: GWC-AF-01-LED-E1-T4W-7050
Description: GALLEON WALL LUMINAIRE
(1) 70 CRI, 5000K, 1050mA LIGHTSQUARE WITH 16 LEDS EACH AND TYPE IV WIDE OPTICS
Light Source: -
Ballast/Driver: ELECTRONIC DRIVER

Summary

Lumens per Lamp: N/A
Luminaire Lumens: 6313 lumens
Efficiency: N/A
Efficacy: 107.0 lumens/watt
Luminous Opening: Rectangular (W 0.5' x L: 0.5' x H: 0')
IES Classification: Type IV - Short - Semi-Cutoff
BUG Rating: B1 - U0 - G2

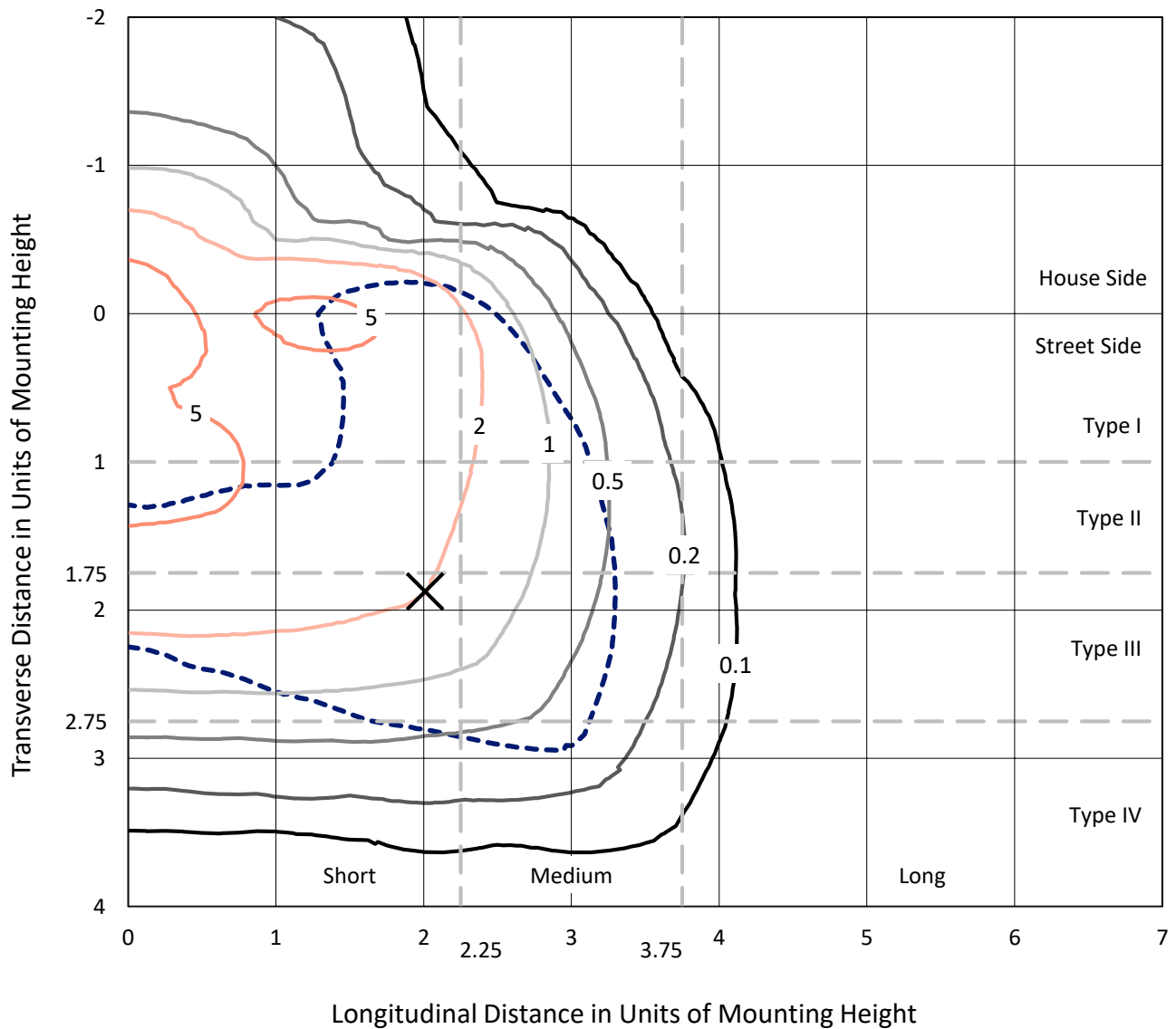
Input Watts (W): 59
Input Voltage (V): NR
Input Current (Ain): NR
Voltage Rise (V): NR
Power Factor: NR
Total Harmonic Distortion (THDi): NR
Frequency (hertz): 60
Stabilization Time: NR
Operation Time: NR
Ambient Temperature (°C): NR
Test Distance: 25 FT



REPORT NUMBER: P200375
 CATALOG NUMBER: GWC-AF-01-LED-E1-T4W-7050

Iso-Footcandle Lines of Horizontal Illumination

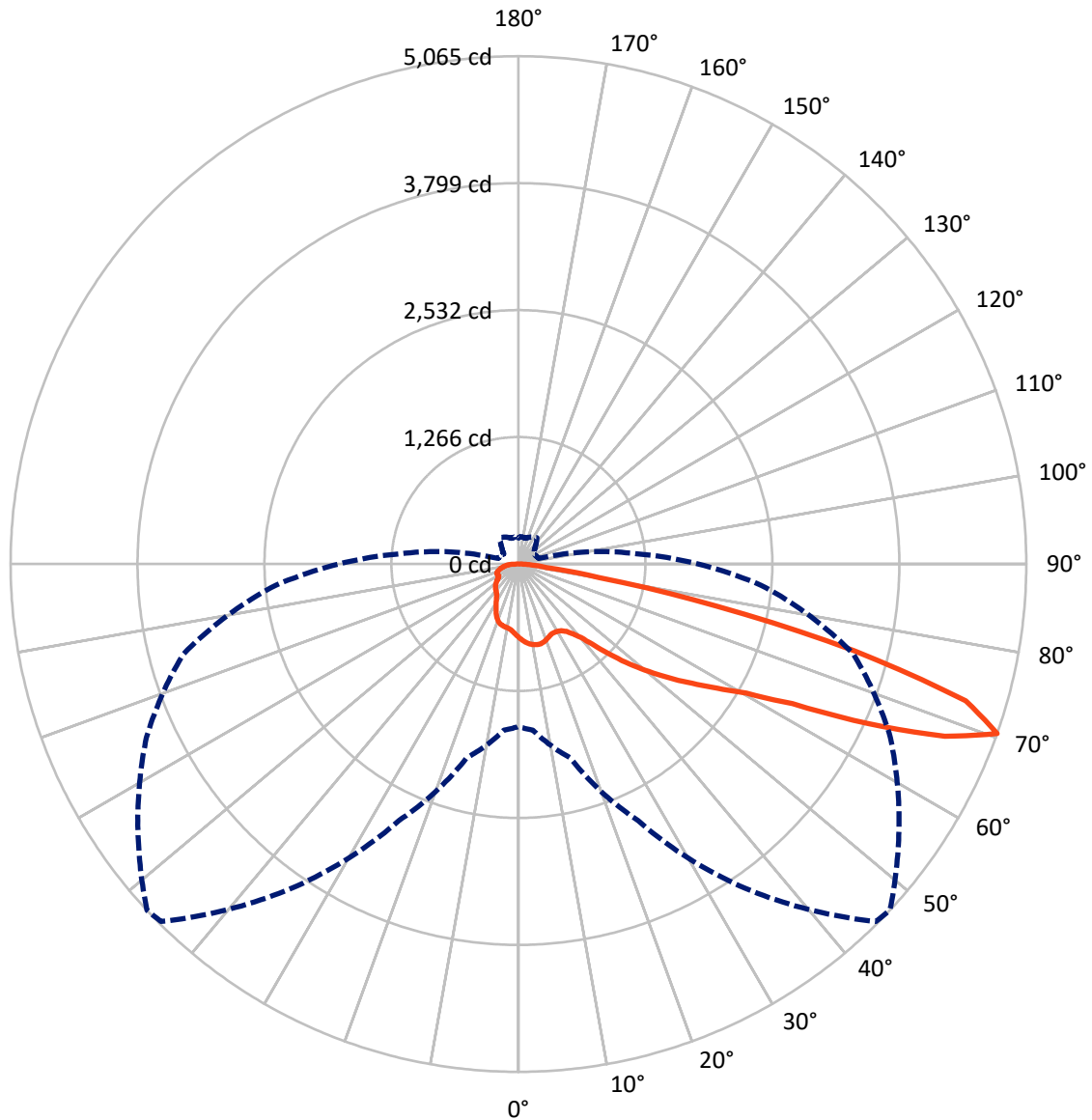
✕ Max cd
 - - - 1/2 Max cd



Based on 10 foot mounting height. Maximum calculated value = 8.4 fc
 Type IV - Short - Semi-Cutoff

REPORT NUMBER: P200375
CATALOG NUMBER: GWC-AF-01-LED-E1-T4W-7050

Luminous Intensity Polar Plot



— Vertical Plane Through 47-Deg Lateral - - - Horizontal Cone Through 70-Deg Vertical

REPORT NUMBER: P200375

CATALOG NUMBER: GWC-AF-01-LED-E1-T4W-7050

FLUX DISTRIBUTION:

		Downward	Upward	Total
House Side	Lumens	1317.0	0.0	1317.0
	% Fixture	20.9	0.0	20.9
Street Side	Lumens	4996.0	0.0	4996.0
	% Fixture	79.1	0.0	79.1
Total	Lumens	6313.0	0.0	6313.0
	% Fixture	100.0	0.0	100.0

Coefficient of Utilization

ZONAL LUMENS:

Zone	Lumens	% Fixture
0°-10°	70.2	1.1
10°-20°	205.9	3.3
20°-30°	304.1	4.8
30°-40°	442.0	7.0
40°-50°	795.4	12.6
50°-60°	1377.9	21.8
60°-70°	1966.7	31.2
70°-80°	1009.6	16.0
80°-90°	141.3	2.2
90°-100°	0.0	0.0
100°-110°	0.0	0.0
110°-120°	0.0	0.0
120°-130°	0.0	0.0
130°-140°	0.0	0.0
140°-150°	0.0	0.0
150°-160°	0.0	0.0
160°-170°	0.0	0.0
170°-180°	0.0	0.0
0°-90°	6313.0	100.0
0°-180°	6313.0	100.0



REPORT NUMBER: P200375

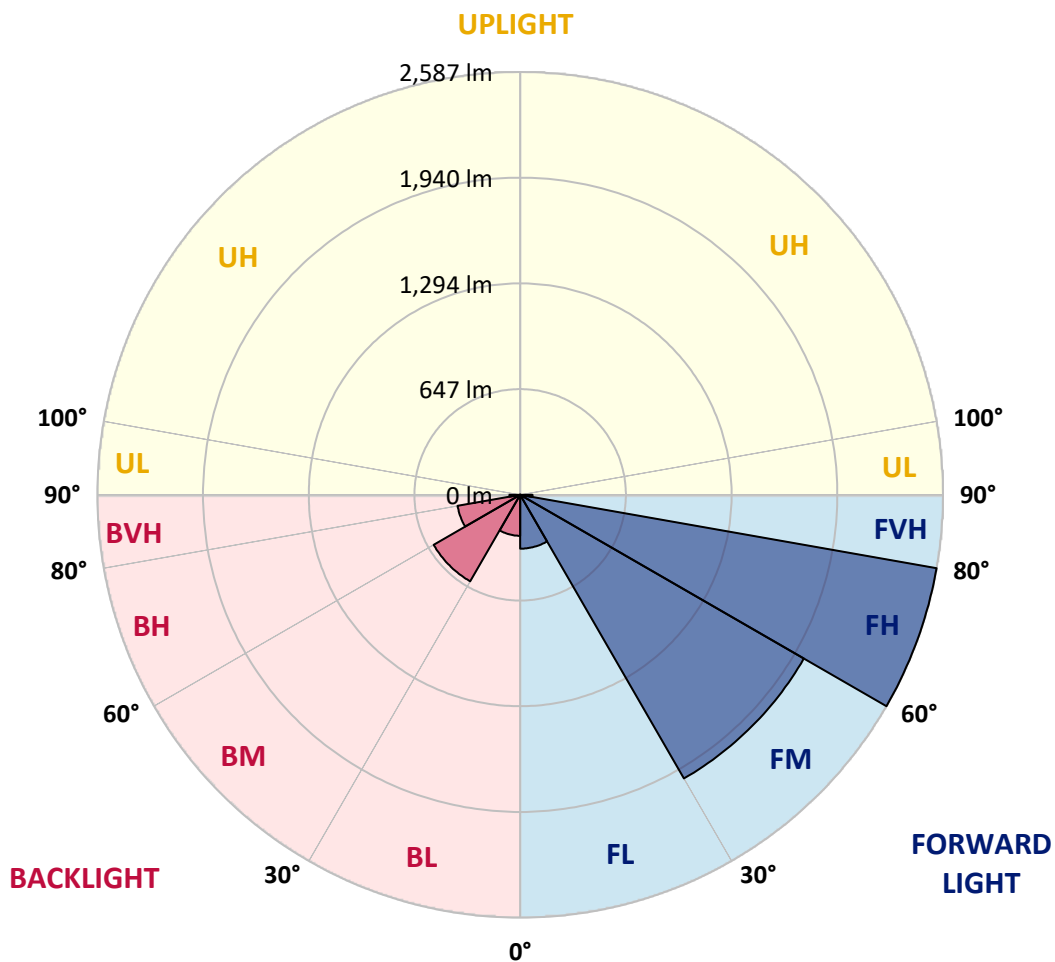
CATALOG NUMBER: GWC-AF-01-LED-E1-T4W-7050

LUMINAIRE CLASSIFICATION SYSTEM LUMEN TABLE AND BUG RATING:

Zone		Lumens	% Fixture	Zone Rating/Lumen Limit		
				B	U	G
FL	(0°-30°)	329.4	5.2			
FM	(30°-60°)	2003.9	31.7			
FH	(60°-80°)	2587.2	41.0			G2/5000
FVH	(80°-90°)	75.4	1.2			G1/100
BL	(0°-30°)	250.8	4.0	B1/500		
BM	(30°-60°)	611.3	9.7	B1/1000		
BH	(60°-80°)	389.0	6.2	B1/500		G1/500
BVH	(80°-90°)	65.9	1.0			G1/100
UL	(90°-100°)	0.0	0.0		U0/0	
UH	(100°-180°)	0.0	0.0		U0/0	

BUG Rating: B1-U0-G2

Type IV Short





REPORT NUMBER: P200375

CATALOG NUMBER: GWC-AF-01-LED-E1-T4W-7050

CANDELA DISTRIBUTION (FULL):

	0°	5°	15°	25°	35°	45°	47°	55°	65°	75°	85°
0°	732.5	732.5	732.5	732.5	732.5	732.5	732.5	732.5	732.5	732.5	732.5
2.5°	775.5	774.0	773.4	772.1	770.6	762.9	761.4	755.8	748.2	740.2	731.9
5°	826.5	826.2	822.8	816.7	806.8	789.9	785.9	772.4	754.3	736.8	719.3
7.5°	871.3	868.6	862.1	849.8	832.6	809.6	804.1	785.3	760.5	736.5	712.8
10°	904.2	902.7	888.5	871.6	849.2	823.7	817.3	796.4	769.1	738.6	709.2
12.5°	922.9	919.9	903.6	883.3	856.6	831.7	825.3	804.1	773.4	738.6	703.9
15°	921.7	919.5	903.3	881.2	854.1	832.3	826.5	805.3	772.4	735.6	697.2
17.5°	897.1	898.0	884.2	862.4	840.3	823.7	818.5	798.8	766.3	729.4	689.2
20°	854.1	858.4	849.2	829.9	817.6	806.2	802.8	786.3	756.8	720.5	680.6
22.5°	811.1	815.1	811.4	795.2	793.3	786.6	784.7	772.7	748.5	715.0	675.4
25°	779.5	783.2	782.6	768.4	774.0	773.7	772.1	766.3	746.6	715.0	676.3
27.5°	770.9	772.1	770.9	758.0	765.7	771.8	770.6	769.7	752.2	723.9	688.0
30°	800.4	798.5	789.0	762.9	770.0	778.6	777.3	778.0	768.7	747.2	714.1
32.5°	918.0	909.7	879.6	806.2	787.5	792.1	792.7	802.8	804.4	783.2	754.6
35°	1094.0	1084.8	1045.8	922.3	841.8	825.9	825.9	841.2	850.4	834.8	817.6
37.5°	1280.4	1270.3	1249.4	1083.2	956.1	884.5	883.0	893.7	907.0	910.6	914.9
40°	1492.3	1481.6	1487.4	1263.8	1115.5	986.2	964.4	956.7	992.3	1016.0	1050.4
42.5°	1724.2	1719.3	1721.5	1465.0	1297.0	1138.2	1107.2	1067.6	1110.6	1152.7	1224.8
45°	1938.9	1943.2	1941.1	1680.3	1499.1	1323.7	1290.9	1214.1	1256.2	1328.3	1446.0
47.5°	2126.9	2109.1	2136.7	1915.6	1725.5	1531.3	1490.8	1387.9	1430.6	1519.7	1718.7
50°	2355.1	2352.6	2312.1	2229.5	1999.1	1739.9	1686.8	1567.6	1633.9	1757.7	2062.4
52.5°	2594.9	2550.4	2513.2	2473.6	2289.3	1953.7	1888.5	1746.6	1872.9	2028.6	2481.3
55°	2644.1	2624.1	2670.2	2736.8	2569.1	2175.7	2099.8	1971.2	2141.9	2338.2	2964.4
57.5°	2749.1	2748.8	2844.0	2962.9	2857.2	2411.3	2334.8	2242.4	2444.4	2692.9	3477.3
60°	2820.1	2840.0	3016.9	3247.6	3140.1	2683.4	2613.1	2555.3	2788.4	3089.4	3955.2
62.5°	2857.2	2884.3	3125.7	3363.1	3540.0	3136.4	3066.1	2982.8	3243.6	3524.3	4234.7
65°	2702.7	2755.9	3108.8	3462.9	3890.1	3870.8	3839.1	3692.9	3812.7	3868.0	4133.7
67.5°	2275.2	2329.6	2740.5	3369.8	4140.1	4579.0	4585.8	4336.1	4162.8	3897.5	3475.5
70°	1621.0	1663.7	2003.7	2825.3	3949.7	5041.8	5064.9	4632.4	4093.1	3456.4	2428.2
72.5°	769.7	795.8	1117.6	1838.8	3134.3	4619.5	4664.1	4254.1	3480.4	2559.0	1324.7
75°	282.9	290.9	377.8	782.3	1817.9	3406.7	3459.2	3049.5	2307.2	1274.0	504.6
77.5°	169.5	174.8	211.9	330.2	715.0	1947.2	2024.9	1658.5	1008.3	474.2	248.2
80°	118.6	122.2	152.0	205.5	337.8	742.0	811.1	676.9	401.7	300.1	180.6
82.5°	80.2	82.0	106.9	138.8	224.5	265.1	285.9	301.0	270.9	223.3	114.6
85°	52.5	54.4	72.5	91.5	142.8	137.0	140.1	177.2	197.8	151.7	63.6
87.5°	30.1	31.3	43.6	48.8	70.0	58.0	58.7	93.4	126.5	102.3	38.7
90°	0.0	0.0	0.0	0.0	0.0	0.0	0.0	0.0	0.0	0.0	0.0



REPORT NUMBER: P200375

CATALOG NUMBER: GWC-AF-01-LED-E1-T4W-7050

CANDELA DISTRIBUTION (continued):

	90°	95°	105°	115°	125°	135°	145°	155°	165°	175°	180°
0°	732.5	732.5	732.5	732.5	732.5	732.5	732.5	732.5	732.5	732.5	732.5
2.5°	729.7	725.7	716.8	711.3	706.1	704.9	702.7	702.4	702.1	702.1	701.2
5°	713.5	706.7	692.9	685.2	678.8	678.1	677.8	679.4	680.0	680.6	679.7
7.5°	703.0	693.8	676.6	665.6	657.9	656.0	659.1	666.2	670.8	672.6	671.7
10°	696.6	685.2	665.2	653.3	646.8	645.9	649.9	658.2	667.7	671.4	671.1
12.5°	689.2	676.3	655.1	642.5	638.8	640.7	645.9	653.6	663.4	669.2	669.5
15°	681.8	666.8	645.0	633.9	632.4	634.8	639.8	645.6	653.3	659.1	659.7
17.5°	672.9	657.3	635.5	624.1	622.9	624.1	624.4	627.5	632.4	637.9	639.4
20°	663.4	647.4	624.7	613.3	607.8	602.9	597.4	598.0	599.5	605.0	606.3
22.5°	656.6	640.7	616.4	600.7	586.0	571.3	560.2	558.7	559.3	563.9	565.4
25°	657.3	640.4	614.3	587.2	555.0	531.3	516.6	514.1	513.8	517.2	519.4
27.5°	669.2	652.3	622.2	573.4	521.2	486.2	470.5	468.7	466.2	467.1	469.6
30°	696.0	680.3	641.6	559.3	484.7	442.0	425.7	423.8	420.5	418.9	420.8
32.5°	739.6	726.7	669.9	545.8	448.1	404.2	387.6	383.6	381.5	379.6	381.1
35°	812.1	806.5	707.6	531.0	415.9	375.0	360.0	353.8	350.7	354.1	356.6
37.5°	925.7	928.8	757.1	508.0	391.0	355.7	343.1	336.0	331.4	334.2	336.9
40°	1086.6	1088.8	811.7	475.4	369.5	344.3	330.8	324.3	317.9	313.0	312.7
42.5°	1297.9	1276.1	865.5	440.1	344.6	337.2	322.2	314.2	304.4	290.9	288.1
45°	1548.5	1472.1	906.3	399.6	316.7	328.6	312.7	301.6	286.2	271.5	270.0
47.5°	1837.3	1682.5	926.3	357.5	290.5	316.0	301.0	283.5	264.1	256.8	255.8
50°	2189.8	1932.2	935.8	316.7	267.8	299.5	284.1	263.5	247.2	245.7	244.8
52.5°	2591.3	2232.5	938.9	283.2	249.1	278.0	270.3	250.3	237.4	238.6	238.6
55°	3011.4	2542.7	897.1	258.9	231.9	255.8	261.1	245.1	234.3	239.3	241.1
57.5°	3397.2	2817.6	765.7	240.2	215.6	238.9	257.7	250.0	242.6	262.6	263.8
60°	3693.2	2980.1	571.9	223.3	203.6	233.1	266.6	268.7	270.6	318.2	324.6
62.5°	3755.3	2926.0	393.1	210.1	198.1	238.0	282.9	283.2	281.0	314.2	318.2
65°	3470.6	2584.2	285.9	202.7	193.5	246.9	296.7	290.2	276.1	301.3	293.9
67.5°	2756.2	1946.9	238.0	197.2	186.7	246.3	311.4	296.7	273.3	295.2	283.2
70°	1789.0	1177.2	211.9	192.6	178.7	234.6	320.0	296.1	265.4	274.6	260.4
72.5°	872.9	526.4	194.4	185.8	170.5	218.4	319.7	290.5	257.1	256.5	248.8
75°	341.5	241.1	178.4	175.7	156.3	199.9	311.1	282.6	247.2	237.4	234.6
77.5°	199.9	172.0	158.2	160.6	139.4	181.5	298.5	268.7	233.7	222.1	219.0
80°	145.6	128.7	134.8	138.8	119.2	163.1	281.6	251.8	218.7	224.5	220.2
82.5°	93.4	82.9	109.3	113.3	99.2	144.4	263.2	234.0	197.5	179.4	175.1
85°	47.6	52.5	81.4	86.3	76.5	118.6	240.8	210.4	173.5	149.3	151.7
87.5°	26.7	35.9	51.9	58.0	54.1	91.2	195.3	173.5	141.6	115.2	101.4
90°	0.0	0.0	0.0	0.0	0.0	0.0	0.0	0.0	0.0	0.0	0.0

(END OF REPORT)